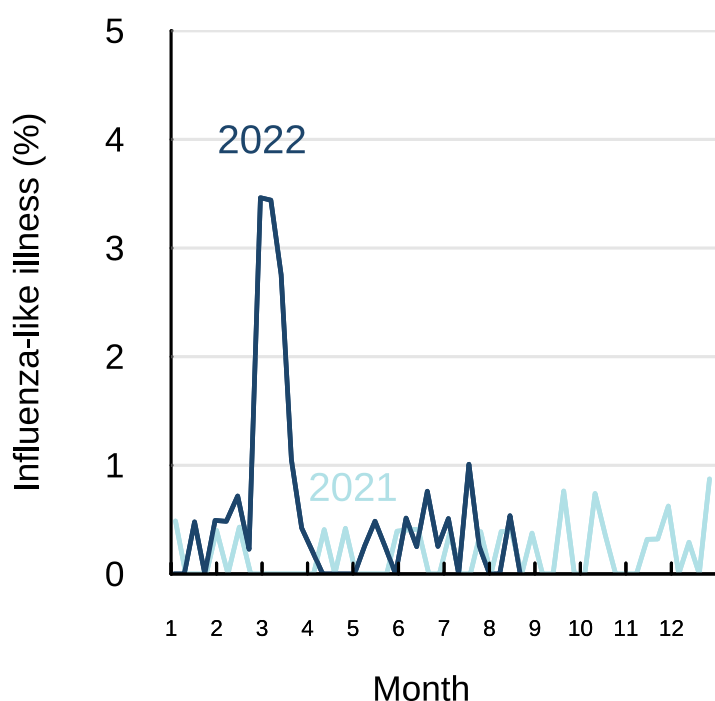


SARS-CoV-2 activity was increasing slowly

395 participants this week

Influenza-like illness activity:

Fever and cough: 0.0% this week (Influenza and COVID-19 share some common symptoms*)



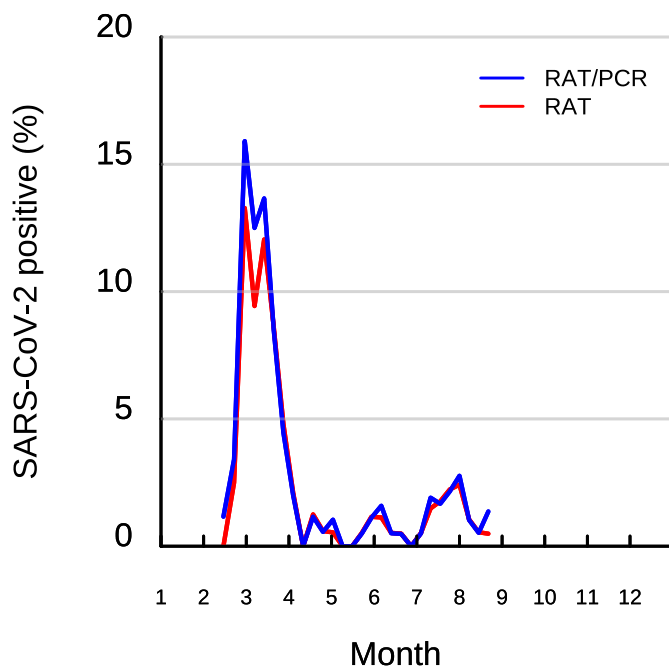
*Note: Due to the control measures against COVID-19 pandemic, influenza virus activity is historically lower than the past decades. Please refer to: <https://www.chp.gov.hk/en/resources/29/304.html>



Rapid Antigen Test (RAT) or PCR test for SARS-CoV-2:

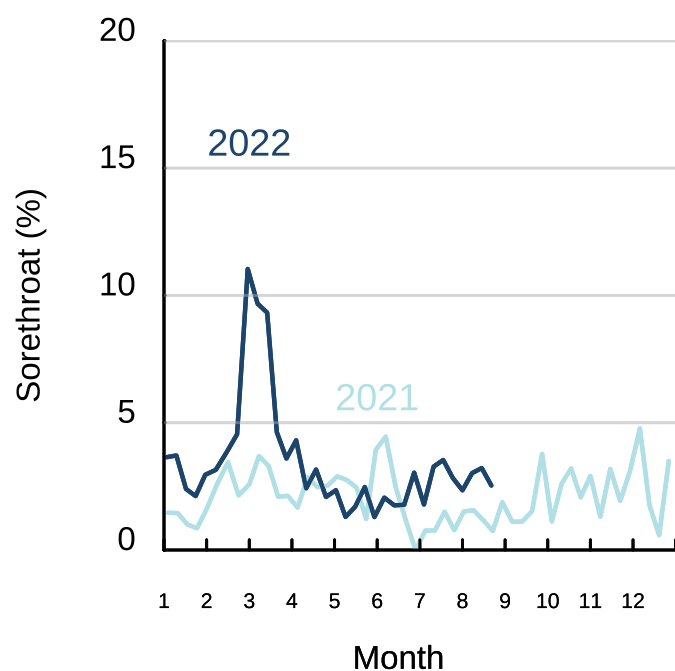
RAT positive: 0.5% this week (204 participants tested)

RAT or PCR positive: 1.4% this week (220 participants tested)



Sorethroat: 2.5% this week

(a common symptom for Omicron)



Vaccination rates:

Vaccinated participants	Covid-19 %				Influenza %
	At least 1 dose(%)	At least 2 doses(%)	at least 3 doses(%)	4 doses(%)	
<5 years	0.0	0.0	-	-	40.0
5-17 years	91.7	83.3	33.3	-	41.7
18-40 years	98.9	94.4	85.1	0.0	29.4
41-64 years	98.0	95.2	89.4	10.1	33.3
≥65 years	97.4	97.4	84.2	37.8	69.2
total	96.7	93.2	79.5	7.1	35.7