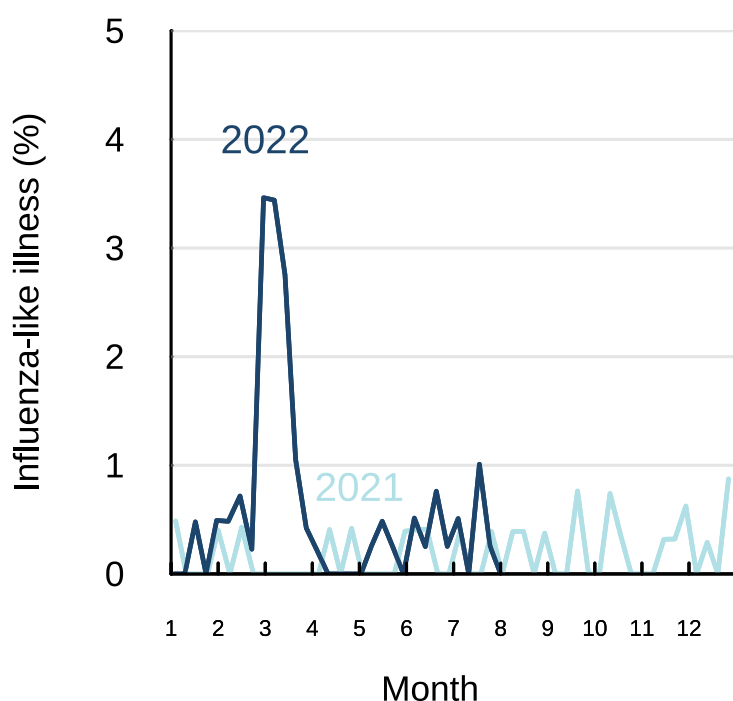


SARS-CoV-2 activity was increasing this week

384 participants this week

Influenza-like illness activity:

Fever and cough: 0.0% this week (Influenza and COVID-19 share some common symptoms*)



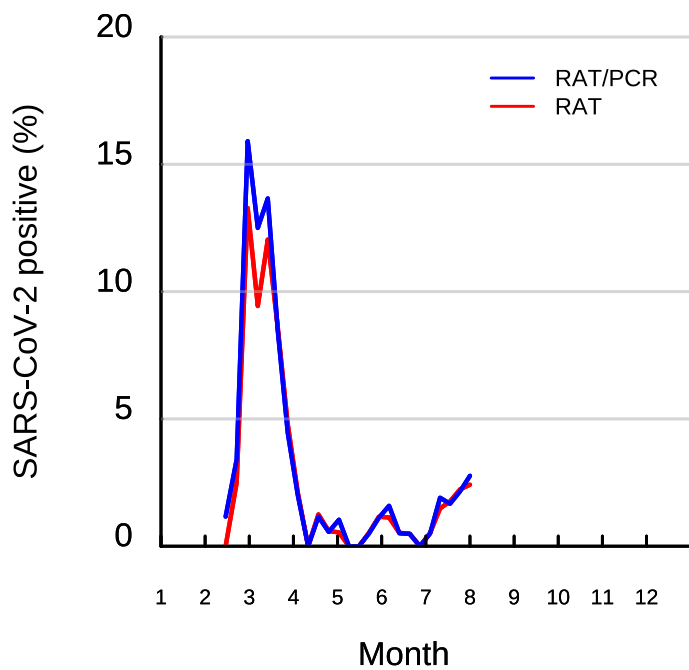
*Note: Due to the control measures against COVID-19 pandemic, influenza virus activity is historically lower than the past decades. Please refer to: <https://www.chp.gov.hk/en/resources/29/304.html>



Rapid Antigen Test (RAT) or PCR test for SARS-CoV-2:

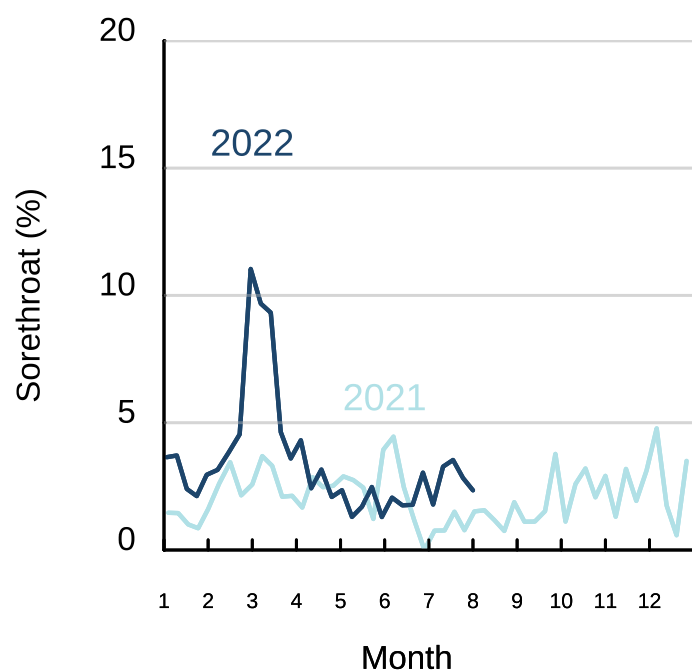
RAT positive: 2.4% this week (207 participants tested)

RAT or PCR positive: 2.8% this week (217 participants tested)



Sorethroat: 2.3% this week

(a common symptom for Omicron)



Vaccination rates:

Vaccinated participants	Covid-19 %				Influenza %
	At least 1 dose(%)	At least 2 doses(%)	at least 3 doses(%)	4 doses(%)	
<5 years	25.0	25.0	-	-	60.0
5-17 years	95.8	87.5	34.8	-	58.3
18-40 years	99.4	96.1	84.7	0.0	31.9
41-64 years	96.4	94.2	87.3	5.3	32.4
≥65 years	97.1	97.1	81.8	31.3	67.6
total	95.4	92.5	77.6	4.4	36.8