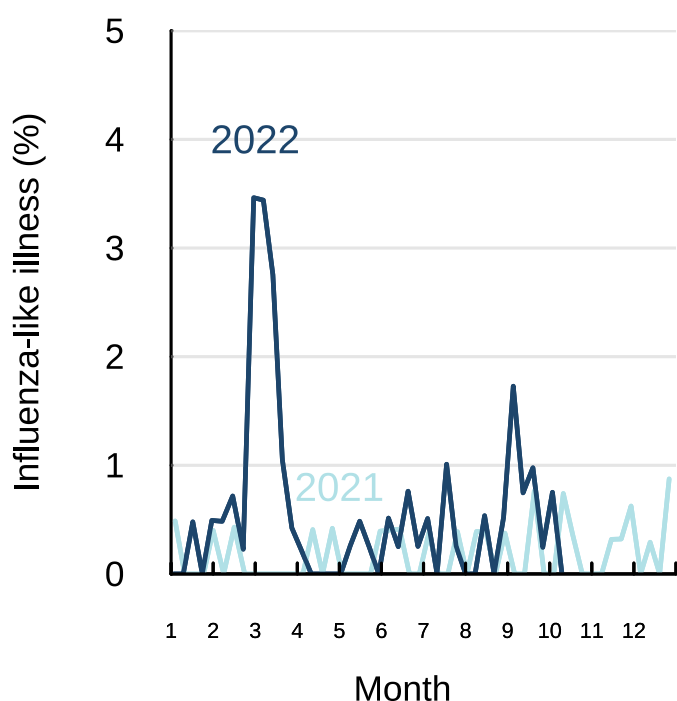


SARS-CoV-2 activity was decreasing

408 participants this week

Influenza-like illness activity:

Fever and cough: 0.0% this week (Influenza and COVID-19 share some common symptoms*)



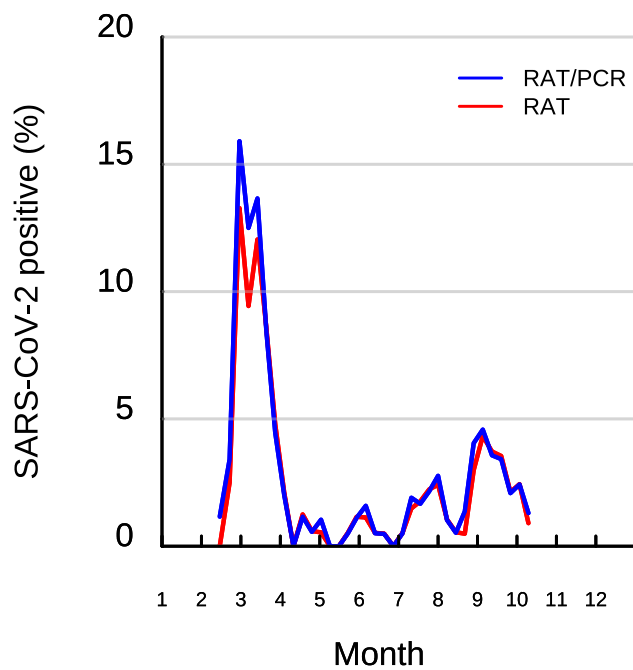
*Note: Due to the control measures against COVID-19 pandemic, influenza virus activity is historically lower than the past decades. Please refer to: <https://www.chp.gov.hk/en/resources/29/304.html>



Rapid Antigen Test (RAT) or PCR test for SARS-CoV-2:

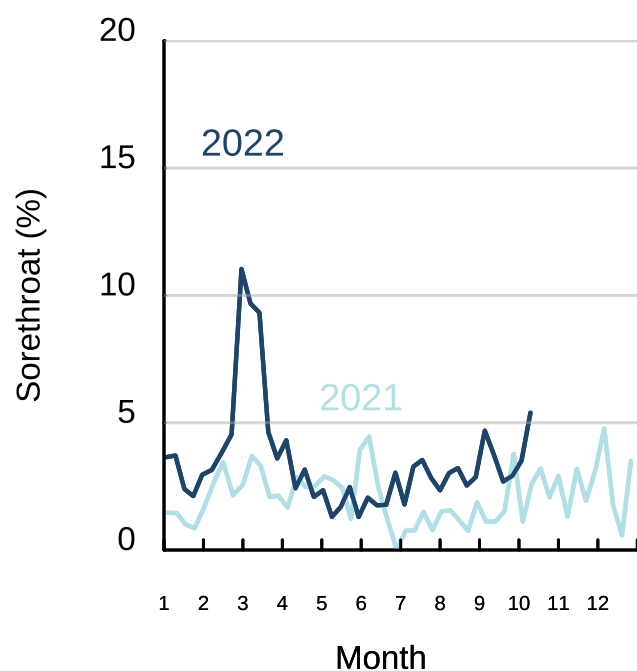
RAT positive: 0.9% this week (221 participants tested)

RAT or PCR positive: 1.3% this week (231 participants tested)



Sorethroat: 5.4% this week

(a common symptom for Omicron)



Vaccination rates:

| Vaccinated participants | Covid-19 % | | | | Influenza % |
|-------------------------|--------------------|---------------------|---------------------|------------|-------------|
| | At least 1 dose(%) | At least 2 doses(%) | at least 3 doses(%) | 4 doses(%) | |
| <5 years | 60.0 | 60.0 | - | - | 0.0 |
| 5-17 years | 88.9 | 70.4 | 63.6 | - | 0.0 |
| 18-40 years | 98.9 | 94.1 | 90.4 | 0.0 | 9.6 |
| 41-64 years | 98.6 | 95.8 | 92.3 | 12.4 | 4.9 |
| ≥65 years | 100.0 | 100.0 | 93.3 | 47.7 | 4.4 |
| total | 97.8 | 93.4 | 85.3 | 9.3 | 6.6 |