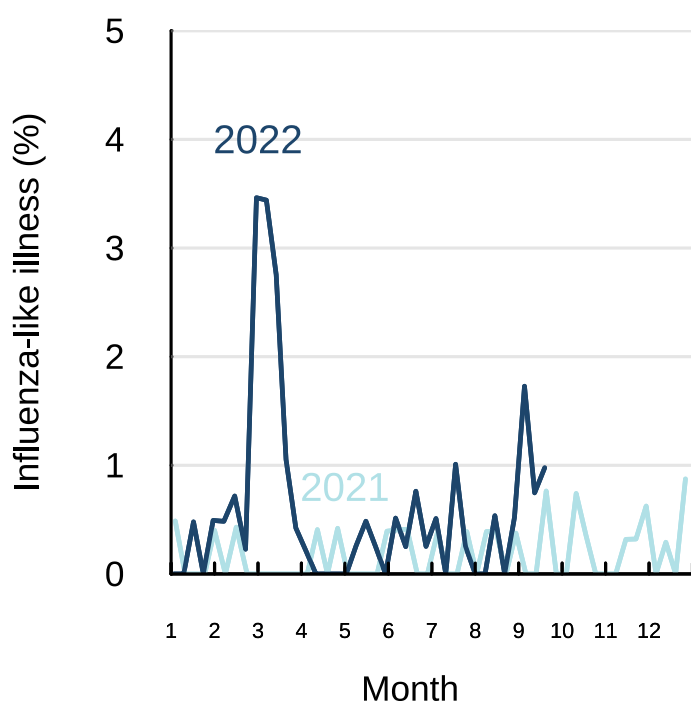


## SARS-CoV-2 activity did not increase further this week

### 409 participants this week

Influenza-like illness activity:

Fever and cough: 1.0% this week (Influenza and COVID-19 share some common symptoms\*)



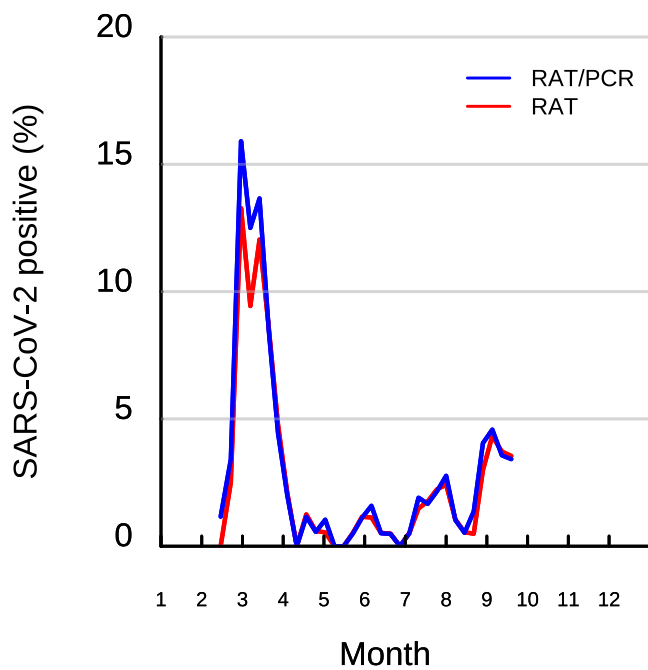
\*Note: Due to the control measures against COVID-19 pandemic, influenza virus activity is historically lower than the past decades. Please refer to: <https://www.chp.gov.hk/en/resources/29/304.html>



Rapid Antigen Test (RAT) or PCR test for SARS-CoV-2:

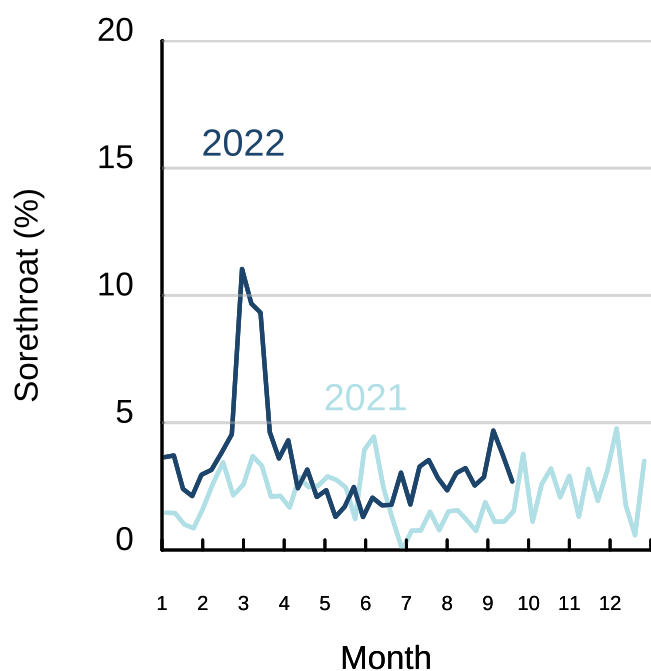
RAT positive: 3.5% this week (254 participants tested)

RAT or PCR positive: 3.4% this week (263 participants tested)



Sorethroat: 2.7% this week

(a common symptom for Omicron)



## Vaccination rates:

Vaccinated participants	Covid-19 %				Influenza %
	At least 1 dose(%)	At least 2 doses(%)	at least 3 doses(%)	4 doses(%)	
<5 years	40.0	20.0	-	-	40.0
5-17 years	96.0	80.0	52.4	-	44.0
18-40 years	99.5	94.7	84.0	0.0	27.7
41-64 years	97.3	94.6	90.1	11.6	34.5
≥65 years	97.7	97.7	85.7	50.0	67.4
<b>total</b>	97.3	92.9	80.0	8.8	35.5