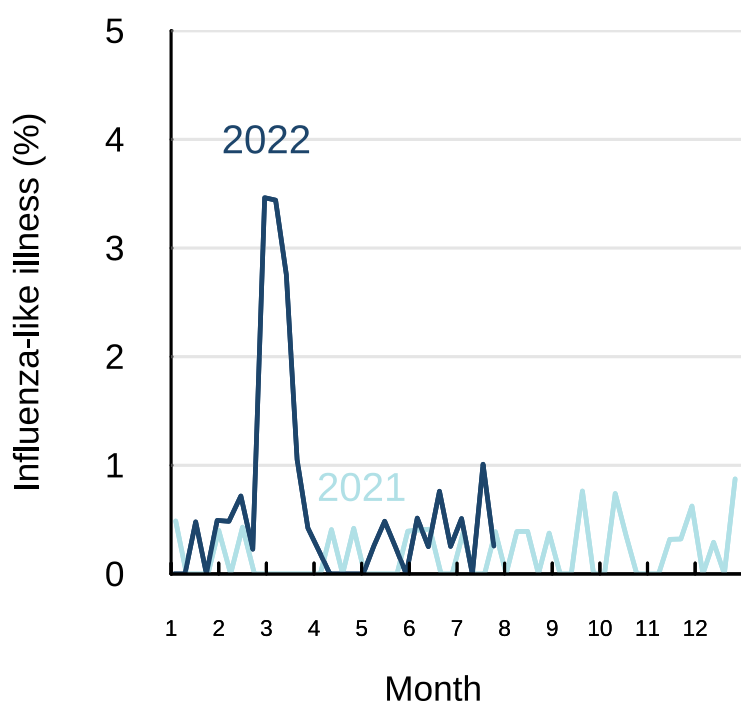


SARS-CoV-2 activity was increasing this week

389 participants this week

Influenza-like illness activity:

Fever and cough: 0.3% this week (Influenza and COVID-19 share some common symptoms*)

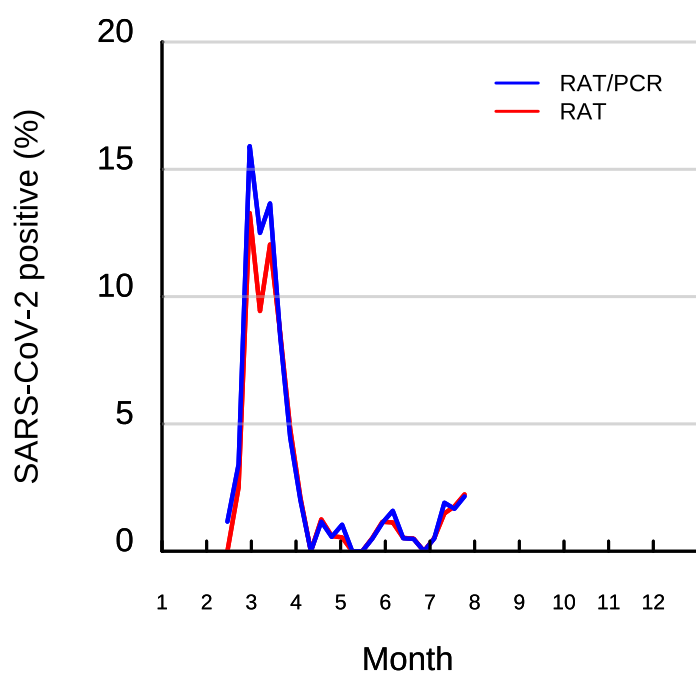


*Note: Due to the control measures against COVID-19 pandemic, influenza virus activity is historically lower than the past decades. Please refer to: <https://www.chp.gov.hk/en/resources/29/304.html>

Rapid Antigen Test (RAT) or PCR test for SARS-CoV-2:

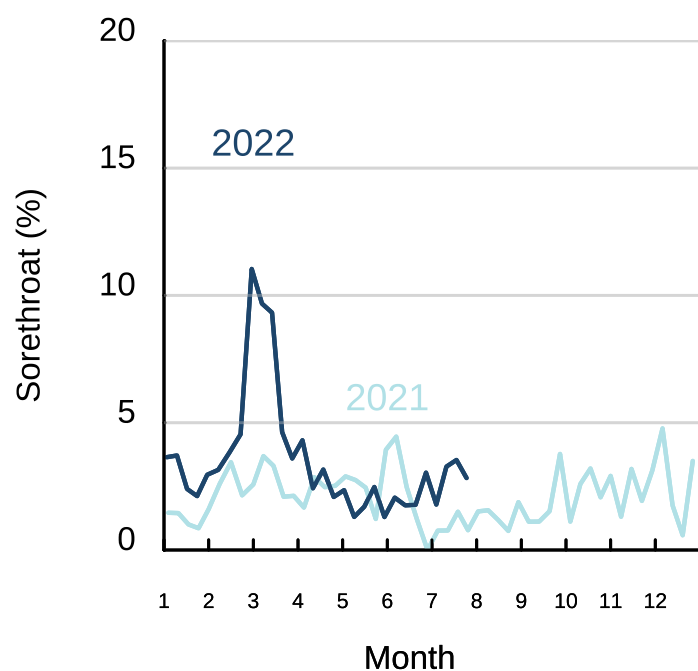
RAT positive: 2.2% this week (224 participants tested)

RAT or PCR positive: 2.2% this week (232 participants tested)



Sorethroat: 2.8% this week

(a common symptom for Omicron)



Vaccination rates:

Vaccinated participants	Covid-19 %				Influenza %
	At least 1 dose(%)	At least 2 doses(%)	at least 3 doses(%)	4 doses(%)	
<5 years	0.0	0.0	-	-	50.0
5-17 years	91.3	73.9	35.0	-	43.5
18-40 years	99.4	96.6	85.5	0.0	29.9
41-64 years	99.3	98.0	87.1	5.6	35.1
≥65 years	97.5	97.5	87.2	36.8	75.0
total	97.7	94.9	81.2	5.7	37.5