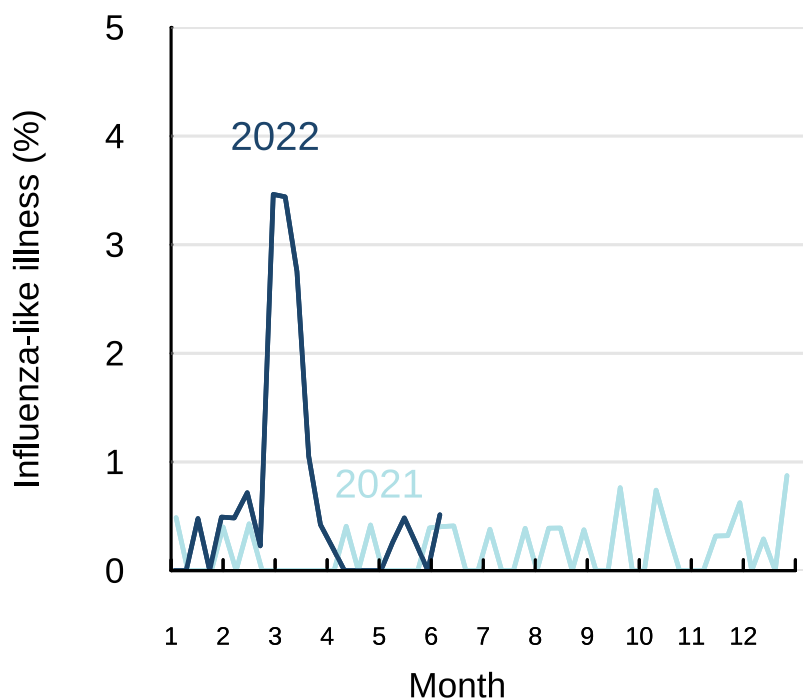


## SARS-CoV-2 activity remained low this week but was increasing

### 389 participants this week

Influenza-like illness activity:

Fever and cough: 0.5% this week (Influenza and COVID-19 share some common symptoms\*)



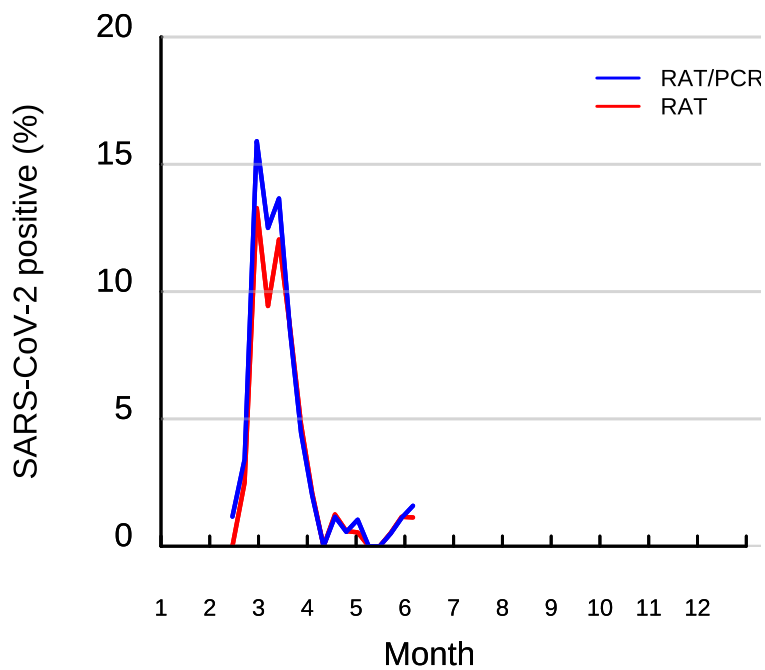
\*Note: Due to the control measures against COVID-19 pandemic, influenza virus activity is historically lower than the past decades. Please refer to:

<https://www.chp.gov.hk/en/resources/29/304.html>

Rapid Antigen Test (RAT) or PCR test for SARS-CoV-2:

RAT positive: 1.1% this week (177 participants tested)

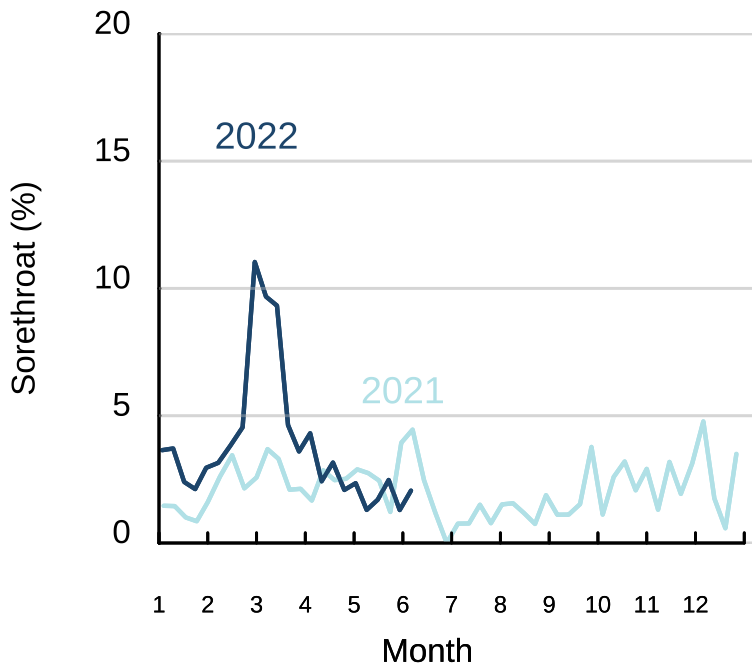
RAT or PCR positive: 1.6% this week (189 participants tested)





Sorethroat: 2.1% this week

(a common symptom for Omicron)



### Vaccination rates:

| Vaccinated participants | Covid-19 %         |                     |                     |            | Influenza % |
|-------------------------|--------------------|---------------------|---------------------|------------|-------------|
|                         | At least 1 dose(%) | At least 2 doses(%) | at least 3 doses(%) | 4 doses(%) |             |
| <5 years                | 25.0               | 25.0                | -                   | -          | 60.0        |
| 5-17 years              | 96.2               | 80.8                | 25.0                | -          | 38.5        |
| 18-40 years             | 99.5               | 91.9                | 80.8                | 0.0        | 31.9        |
| 41-64 years             | 96.4               | 94.3                | 85.2                | 6.1        | 37.1        |
| ≥65 years               | 97.0               | 93.9                | 81.3                | 32.3       | 63.6        |
| <b>total</b>            | <b>96.9</b>        | <b>91.3</b>         | <b>74.6</b>         | <b>4.6</b> | <b>37.3</b> |